


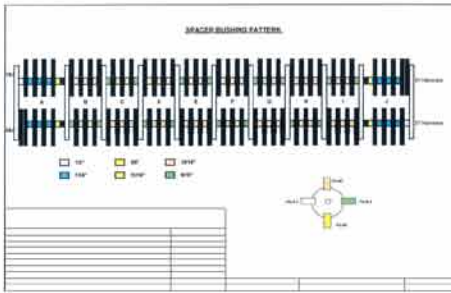
# BUSHING INSTALL EXAMPLE

Version 1.09.12.11




## REQUIRED PARTS

### 1. Custom color pattern



### 2. Colored bushing to match your custom pattern



### 3. "Stub" pin for fast instalation



### 4. Lock collars



### 5. Pin




### 6. 3/16 Allen Wrench



### 7. Bushing hammers



**STEP 1**



### STEP 2



## STEP 3

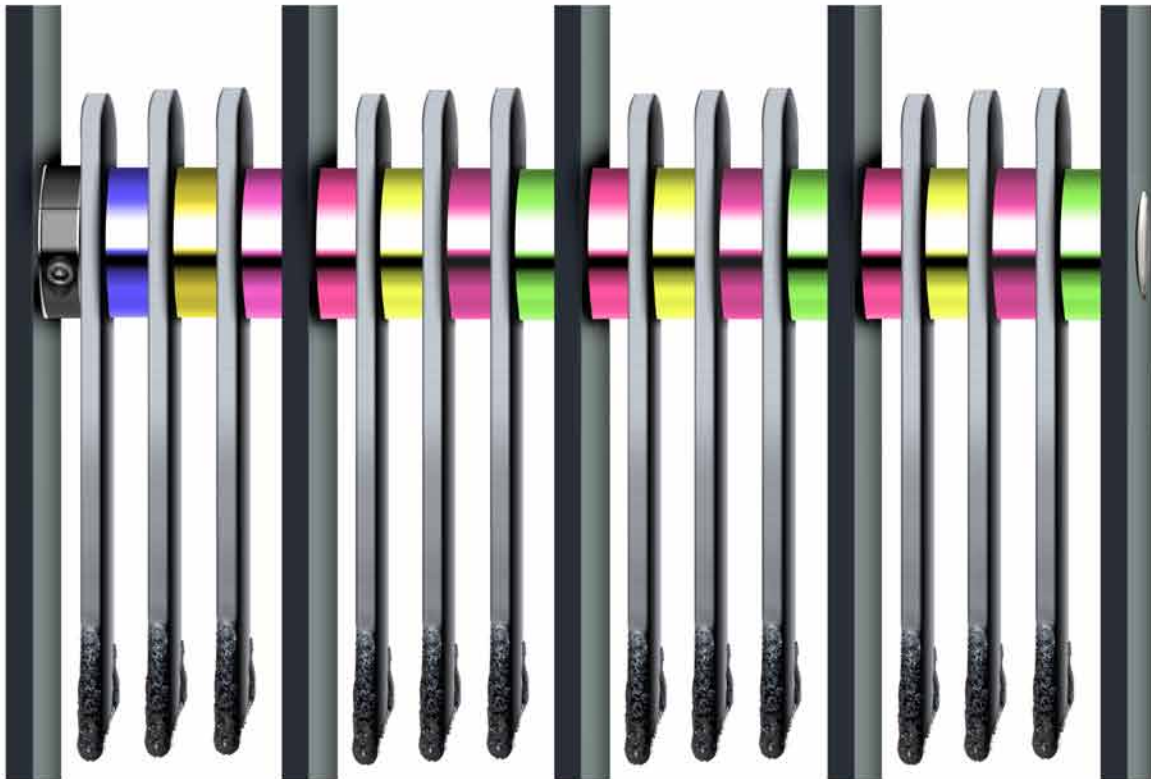
Ready next set  
with stub pin

STUB PIN



**STEP 4**

Repeat STEP 3 to install remaining hammers





**STEP 5**

Tighten 3/16 allen screws on lock collars

